



# Student Workbook

**This Book Belongs To:**

---

## Introduction

The Fun With Phonics™ Student Workbook has been designed by a team of educators to reinforce phonics learning in a way that is developmentally appropriate for the preschool age child. The Fun With Phonics™ workbook reinforces phonemic awareness and sound/symbol relationships through teacher guided activities. It also introduces and encourages correct letter formation strokes and letter directionality, and provides tasks that promote fine motor development. Each page in the Student Workbook is designed to strengthen letter learning in a quick and interactive way, while giving children experience using writing tools and following directions. Use the workbook as a tool to see your child's skills grow and give lots of praise for these amazing accomplishments.



# Contents

## UNIT 1 – ä c s t r

Lesson 1	Short Vowel a	pg. 1
Lesson 2	Letter c	pg. 2
Lesson 3	Letter s	pg. 3
Lesson 4	Letter t	pg. 4
Lesson 5	Letter r	pg. 5
Review	Unit 1	pg. 6

## UNIT 2 – ö d g l h

Lesson 6	Short Vowel o	pg. 7
Lesson 7	Letter d	pg. 8
Lesson 8	Letter g	pg. 9
Lesson 9	Letter l	pg. 10
Lesson 10	Letter h	pg. 11
Review	Unit 2	pg. 12

## UNIT 3 – ĩ j n m w

Lesson 11	Short Vowel i	pg. 13
Lesson 12	Letter j	pg. 14
Lesson 13	Letter n	pg. 15
Lesson 14	Letter m	pg. 16
Lesson 15	Letter w	pg. 17
Review	Unit 3	pg. 18

## UNIT 4 – ů p b k z

Lesson 16	Short Vowel u	pg. 19
Lesson 17	Letter p	pg. 20
Lesson 18	Letter b	pg. 21
Lesson 19	Letter k	pg. 22
Lesson 20	Letter z	pg. 23
Review	Unit 4	pg. 24

# Contents

## UNIT 5 – ě q f y v x

Lesson 21	Short Vowel e	pg. 25
Lesson 22	Letter q	pg. 26
Lesson 23	Letter f	pg. 27
Lesson 24	Letter y	pg. 28
Lesson 25	Letter v	pg. 29
Lesson 26	Letter x	pg. 30
Review	Unit 5	pg. 31

## UNIT 6 – ā ē ī ō ū

Lesson 27	Long Vowel a	pg. 32
Lesson 28	Long Vowel e	pg. 33
Lesson 29	Long Vowel i	pg. 34
Lesson 30	Long Vowel o	pg. 35
Lesson 31	Long Vowel u	pg. 36
Review	Unit 6	pg. 37
Lesson 32	The Silent E	pg. 38
Lesson 33	The Two Vowel Rule	pg. 39

# LESSON 1




A  
Short Sound

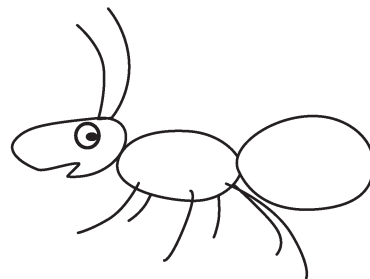

Trace and practice writing the letter.



Cross out the picture that does not start with the letter sound.



a



Circle the pictures that start with the letter sound *OR* draw a line from the pictures that begin with the letter sound to the letter in the middle.

# LESSON 3


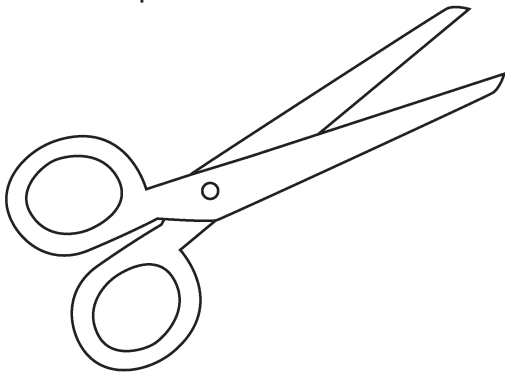


# S


Trace and practice writing the letter.



Cross out the picture that does not start with the letter sound.



# S



Circle the pictures that start with the letter sound *OR* draw a line from the pictures that begin with the letter sound to the letter in the middle.

Practice writing each letter in the box. Draw a line from the letter to the picture that begins with that letter.

# REVIEW ONE

